

SUMMER HOLIDAY PACKAGE 2026

GRADE 3



“As the golden days of summer arrive, may your imagination flourish and your dreams take flight.”

Dear Children,

Summer is here—a beautiful season filled with warmth, joy, and endless possibilities. It is the perfect time to slow down, unwind, and create wonderful memories with family and friends while embracing moments of happiness and relaxation.

These holidays are not just a pause from school routines, but an opportunity to recharge your mind, explore your interests, and discover new talents. Whether you choose to read, create, travel, play, or learn something new, every experience adds to your growth in a special way.

To make your vacation both enjoyable and meaningful, your teachers have carefully prepared an engaging and enriching holiday assignment package for the session 2026–27. The activities are thoughtfully designed to inspire creativity, encourage independent thinking, and make learning fun beyond the classroom.

So, step into this summer with enthusiasm, curiosity, and a cheerful heart. Make every day productive, memorable, and filled with joyful learning!



GUIDELINES

- Make this summer meaningful by spending quality time with your family and building beautiful memories together.
- Choose nutritious meals, seasonal fruits, and healthy snacks to keep yourself energetic and active.
- Begin your day with light exercise, yoga, meditation, or a morning walk to keep your body and mind refreshed.
- Follow good hygiene habits and maintain cleanliness in your surroundings as well as in your daily routine.
- Stay hydrated throughout the day and include plenty of water, fresh juices, and healthy drinks in your diet.
- Reduce screen time and engage in fun family activities such as board games, storytelling, puzzles, or creative challenges.
- Practice neat and legible handwriting regularly in both English and Hindi to improve presentation skills.
- Cultivate the habit of reading books, magazines, newspapers, or storybooks to enhance vocabulary and imagination.
- Reflect on your day with gratitude and positivity before sleeping, and appreciate the little joys around you.
- Explore creative hobbies such as painting, craft work, music, dance, gardening, cooking without fire, or journaling.
- Perform small acts of kindness every day and spread happiness through your words and actions.
- Spend time with grandparents and elders, listen to their experiences, and learn valuable life lessons from them.
- Stay confident, believe in your abilities, and always keep a positive attitude towards learning and growth.
- Learn a few new words every week and try using them while speaking and writing confidently.
- Revise important concepts taught in class and practice regularly to strengthen your understanding of subjects.
- Observe nature around you—watch birds, plants, clouds, and sunsets—and appreciate the beauty of the world.
- Most importantly, enjoy your holidays with a cheerful heart, curious mind, and a spirit of joyful learning!

Principal

NOTE FOR THE PARENTS

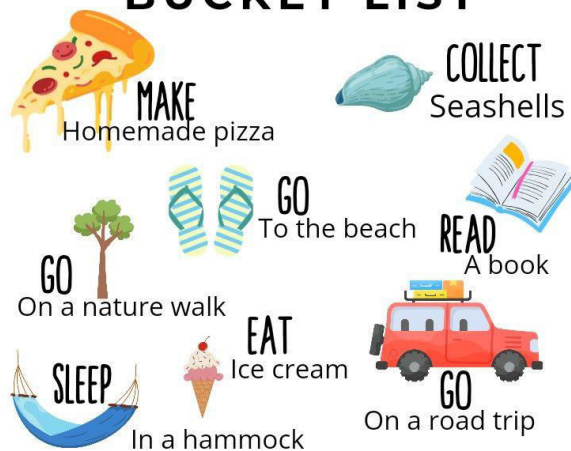
- Make your ward do his/her summer package with your help and guidance if required.
- Help your child inculcate a reading-habit. Let your child read something each day.
- Laughter is the best medicine. Make sure all family members sit together and have a laughter-session every day for few minutes.
- Give your child lots of liquid, juicy fruits and green-vegetables for health.
- Have regular conversations with your child, sometimes that's all they need.
- Spend time amidst nature helping your child develop an ardent love for nature.
- Never miss an opportunity to applaud or encourage your child. It works like magic!

WISHING YOU AN ENJOYABLE SUMMER BREAK,STAY SAFE, STAY HEALTHY!



Summer

BUCKET LIST



SECTION A – LANGUAGE AND MATHEMATICS

1. READING TIME!

Books are our best friends and holidays are the best time to bond with them even more strongly than before. Choose any one book of your choice.

- a) The Tale of Peter Rabbit
- b) Little House in the Big Woods
- c) Gulliver’s Travels
- d) The Candy Makers

Do the given questions on A4 size sheets.

Q1: Mention the name of the book you read. Draw and describe your favourite character in few words.

Q2: Write about what did you learn from the book?

2. CREATIVE WRITING:

“Imagination is the doorway to endless possibilities.”

Express your ideas creatively on A4 size sheets. Add colourful illustrations to make your work more engaging.

“ Interview Time ”

Interview your grandparents or parents:

What games did they play in childhood?

What was their favourite food?

What did they do during summer holidays?

Write 5 interesting answers.



3. HANDWRITING PRACTICE!

Handwriting is a beautiful way of expressing yourself. Clean and well-formed writing reflects patience, focus, and good presentation skills. Regular practice helps improve the shape, spacing, and neatness of your letters over time. Practice one page of handwriting daily in a separate notebook.

4S

Strategy for Handwriting

S → Size of Letters

S → Space between the letters and words

S → Slant of letters

S → Speed

MATH – WISE !

Take out prints of the worksheets given below, complete them and paste in your notebook.

Q1 Write the numerals for the given words.

- a) Three thousand six hundred thirty -four - _____
- b) Nine thousand seven hundred fifty -eight - _____
- c) Six thousand four hundred twenty - _____
- d) Eight thousand - _____

Q2 Counting by two's, write the numerals from:

- a) 4932 _____ _____ _____ _____ _____
- b) 8157 _____ _____ _____ _____ _____
- c) 9350 _____ _____ _____ _____ _____
- d) 6140 _____ _____ _____ _____ _____

Q3 Counting by thousand's, write the numerals from:

- a) 5849 _____ _____ _____ _____ _____
- b) 1690 _____ _____ _____ _____ _____
- c) 3285 _____ _____ _____ _____ _____
- d) 9217 _____ _____ _____ _____ _____

Q4 Write the face value of underline digits.

- a) 2376 _____ b) 9428 _____
- c) 8439 _____ d) 6235 _____

Q5 Write in expanded form.

- a) 2734 _____ + _____ + _____ + _____
- a) 8052 _____ + _____ + _____ + _____
- a) 6183 _____ + _____ + _____ + _____
- a) 9507 _____ + _____ + _____ + _____

Q6 Tick the (✓) the greatest number.

- | | | | |
|---------|------|------|------|
| a) 9087 | 5639 | 3981 | 4851 |
| b) 7201 | 8165 | 1090 | 5491 |
| c) 4992 | 5611 | 9845 | 3072 |
| d) 5126 | 1752 | 4879 | 3333 |

Q7 Circle the smallest number.

- | | | | |
|---------|------|------|------|
| a) 2085 | 8114 | 3671 | 4942 |
| b) 6201 | 6025 | 1090 | 5067 |
| c) 4562 | 1100 | 2091 | 3908 |
| d) 8976 | 1922 | 4810 | 1014 |

Q8 Fill in the blanks appropriately with >, < or =.

- | | |
|--------------------|--------------------|
| a) 1345 _____ 7298 | b) 8000 _____ 7621 |
| c) 9031 _____ 9031 | d) 3492 _____ 2081 |

Q9 Complete the table.

Predecessor	Number	Successor
	1999	
	3487	
	6701	
	7001	

Q10 Write (O) for odd numbers and (E) for even numbers.

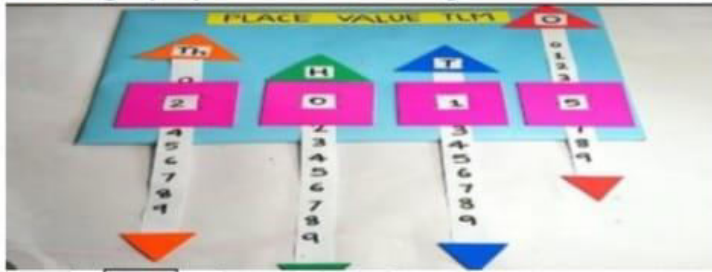
- | | |
|---------------|---------------|
| a) 2436 _____ | b) 9281 _____ |
| c) 8403 _____ | d) 2354 _____ |

Q11 Round the following:

- a) 73 to the nearest ten _____ b) 432 to the nearest hundred _____

a) Find the height of the 5 highest mountain peaks in the Himalayan Range in India. Arrange the height of these mountain peaks in ascending order in scrape file or A4 sheet.

b) Creating a project model of 4- digit numbers.

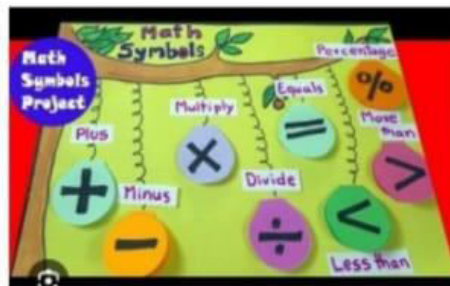


(Use flash cards from your Math kit)

Now, create as many 4-digit numbers as you can from the above given flash card and write them in words. Make the greatest and the smallest number also in scrape file or A4 sheet.

c) Write your, your siblings and your parent's birthday date in words and numbers.

d) Make different mathematical symbols on A3 sheet or a project model.



e) Create a beautiful scrap book of tables 2 to 12.





ग्रीष्मावकाश का गृह कार्य A4 शीट पर करें:

1. अपने आसपास दिखाई देने वाले 15 पर्यावरण से जुड़े शब्द (जैसे- पेड़, नदी, पक्षी, वर्षा आदि) लिखकर उनका सुंदर चित्र बनाइए।
2. 10 पृष्ठ सुलेख लिखें।
3. प्रेम बाँटो, खुशी पाओ आपने किसी की मदद कब की? उस अनुभव के बारे में 5 पंक्तियाँ लिखिए और एक छोटा चित्र बनाइए।

SECTION B: SELF IMPROVEMENT AND HEALTH

1. I NOTICE, I WONDER, I THINK



Look at the picture carefully and write 2 things you NOTICE, WONDER AND THINK about the picture in English notebook. Remember to start your sentences with **I notice**, **I wonder** and **I think**.

2. Mindfulness is about tuning in the senses to what is around us, rather than focusing on what we might be thinking or worrying about.



➤ Do the following activities to practice mindfulness.

a) Garden Yoga!

Refer the given picture, do exercises, capture the moments and paste them in A4 size sheets.



Pretend to be a tree

Tree Pose: Stand on one leg. Bend the other knee and place the sole of your foot on your inner thigh. Sway like a tree in the breeze. Now the other side.



Pretend to be a frog

Squat Pose: Come down to a squat with your knees apart and arms resting between your knees. Touch your hands to the ground. Jump like a frog.



Pretend to be a seed

Child's Pose: Sit back on your heels and bring your forehead down to rest on the floor. Pretend to be a seed in the garden.



Pretend to be a butterfly

Cobbler's Pose: Sit on your buttocks with a tall spine. Bend your legs with the soles of your feet together. Flap your legs like the wings of a butterfly.



Pretend to be a flower

Flower Pose: Lift your bent legs, balancing on your sitting bones. Weave your arms under your legs, palms up. Pretend to be a flower in bloom.



b) MINDFUL Fun!

Do the following things at least twice to relax and calm yourself.

<h3>Run a Race in Place</h3>  <p>Pretend you are running in a race. Run in place until the time is up.</p> <small>©Lucky Little Learners</small>	<h3>Wind Mills</h3>  <p>Stand up tall and do as many wind mills as you can until the time is up.</p> <small>©Lucky Little Learners</small>
<h3>Book Balance</h3>  <p>Place a book on your head and walk across the room. Don't let the book fall!</p> <small>©Lucky Little Learners</small>	<h3>Rabbit Yoga</h3>  <p>Hold this pose for as long as you can and then repeat until the time is up.</p> <small>©Lucky Little Learners</small>
<h3>Wiggle It</h3>  <p>Wiggle your body as much as you can. Shake out those wiggles!</p> <small>©Lucky Little Learners</small>	<h3>Rock Paper Scissors</h3>  <p>Play rock paper scissors with a classmate. Good luck!</p> <small>©Lucky Little Learners</small>

REMEMBER!

- YOUR BRAIN IS WEIRD TO BE EFFICIENT- NOT MINDFUL!
- MINDFULNESS MEANS WAKING UP FROM LIFE OF AUTOMATIC.
- MINDFULNESS CHANGES YOUR BRAIN.
- A MINDFUL BRAIN IS A HAPPIER BRAIN!
- A MINDFUL BRAIN HELPS US TO BECOME A BETTER LEARNER!

SECTION C: SCIENCE, TECHNOLOGY AND AWARENESS

1. SEWA – : Responsible Consumption and Production

“Save little things today to protect the big world tomorrow!”

We use many things every day like water, food, paper, electricity, toys, and clothes. Sometimes, we waste them without even noticing. SDG 12 – Responsible Consumption and Production teaches us to use things carefully, avoid wastage, and keep our Earth clean and happy.

By learning good habits such as saving water, switching off lights, reusing old items, and reducing plastic use, we can become responsible citizens and caring friends of nature.

This summer, let’s become “Planet Protectors” and learn simple ways to save our environment!

Your Mission: Save • Reuse • Care!

Task 1: Look around your house and find any 3 old or unused items that can be reused instead of thrown away.

In your SEWA File:

- Paste or draw pictures of the items
- Write one sentence about how each item can be reused in a useful way
- Decorate your work creatively with colours or borders

Task 2: On an A4 size sheet, make a colourful poster on the topic: **“Don’t Waste, Be Great!”**

Your poster may include:

- Drawings related to saving water, food, paper, or electricity
- A short slogan or rhyme
- Creative colouring and decoration

“Every small step towards saving resources makes a big difference for our Earth!”



2. E.V.S

'BRIGHT SPARKS' – SUMMER HOLIDAY CHALLENGE!

Get ready to step into the exciting world of *electricity, inventions, lights, and energy!* This summer, become a *Young Innovator* and create your very own *LED Light Model* using creativity and imagination.

Your Mission:

Design and create an exciting model using *LED lights*. You may choose ideas like:

- ✦ Smart Street Light City
- ✦ LED House Model
- ✦ Traffic Signal
- ✦ Lighthouse
- ✦ Energy Saving City
- ✦ Future Smart Gadget

- Use easily available materials such as cardboard, waste boxes, coloured paper, batteries, wires, LED lights, ice cream sticks, bottle caps, etc.
- Think creatively, design smartly, and discover how electricity makes our lives brighter every day!

- *While creating your model, think about:*

- 💡 How does the light glow?
- 💡 Where do we use electricity in daily life?
- 💡 How can we save energy?
- 💡 How can inventions make life easier?

Let your imagination shine bright and get ready to surprise everyone with your creativity and innovation!



SECTION D: INFORMATION TECHNOLOGY

Design an attractive poster on A4 size sheet that beautifully explains the difference between Hardware and Software.

Use colourful pictures, creative headings, and neat labels to make your poster interesting and beautiful.



SECTION E: ART & CRAFT

1. Learn to create a book page no. 15, 24, 26, 30, 32, 37
2. Refer to the given pictures and create your own creative doodle art on an A4 sheet using fun patterns and colours.



3. Create a beautiful 3D clay art on a paper plate using colourful clay. Use your imagination to make flowers, animals, scenery, or any creative design.

