

SUMMER HOLIDAY PACKAGE 2026

GRADE 2



As the golden days of summer arrive, may your imagination flourish and your dreams take flight.”

Dear Children,

Summer is here—a beautiful season filled with warmth, joy, and endless possibilities. It is the perfect time to slow down, unwind, and create wonderful memories with family and friends while embracing moments of happiness and relaxation.

These holidays are not just a pause from school routines, but an opportunity to recharge your mind, explore your interests, and discover new talents. Whether you choose to read, create, travel, play, or learn something new, every experience adds to your growth in a special way.

To make your vacation both enjoyable and meaningful, your teachers have carefully prepared an engaging and enriching holiday assignment package for the session 2026–27. The activities are thoughtfully designed to inspire creativity, encourage independent thinking, and make learning fun beyond the classroom.

So, step into this summer with enthusiasm, curiosity, and a cheerful heart. Make every day productive, memorable, and filled with joyful learning!



GUIDELINES

- Make this summer meaningful by spending quality time with your family and building beautiful memories together.
- Choose nutritious meals, seasonal fruits, and healthy snacks to keep yourself energetic and active.
- Begin your day with light exercise, yoga, meditation, or a morning walk to keep your body and mind refreshed.
- Follow good hygiene habits and maintain cleanliness in your surroundings as well as in your daily routine.
- Stay hydrated throughout the day and include plenty of water, fresh juices, and healthy drinks in your diet.
- Reduce screen time and engage in fun family activities such as board games, storytelling, puzzles, or creative challenges.
- Practice neat and legible handwriting regularly in both English and Hindi to improve presentation skills.
- Cultivate the habit of reading books, magazines, newspapers, or storybooks to enhance vocabulary and imagination.
- Reflect on your day with gratitude and positivity before sleeping, and appreciate the little joys around you.
- Explore creative hobbies such as painting, craft work, music, dance, gardening, cooking without fire, or journaling.
- Perform small acts of kindness every day and spread happiness through your words and actions.
- Spend time with grandparents and elders, listen to their experiences, and learn valuable life lessons from them.
- Stay confident, believe in your abilities, and always keep a positive attitude towards learning and growth.
- Learn a few new words every week and try using them while speaking and writing confidently.
- Revise important concepts taught in class and practice regularly to strengthen your understanding of subjects.
- Observe nature around you—watch birds, plants, clouds, and sunsets—and appreciate the beauty of the world.
- Most importantly, enjoy your holidays with a cheerful heart, curious mind, and a spirit of joyful learning!

Principal

NOTE FOR THE PARENTS

- Make your ward do his/her summer package with your help and guidance if required.
- All creative writing work and practice worksheets can be done in the subject notebooks.
- Help your child inculcate a reading-habit. Let your child read something each day.
- Laughter is the best medicine. Make sure all family members sit together and have a laughter-session every day for few minutes.
- Give your child lots of liquid, juicy fruits and green-vegetables for health.
- Have regular conversations with your child, sometimes that's all they need.
- Spend time amidst nature helping your child develop an ardent love for nature.
- Never miss an opportunity to applaud or encourage your child. It works like magic!

WISHING YOU AN ENJOYABLE SUMMER BREAK, STAY SAFE, STAY HEALTHY!



Summer BUCKET LIST



SECTION A – LANGUAGE AND MATHEMATICS

1. READING ADVENTURE!

Books take us to magical worlds! Read any ONE story of your choice:

1. Goldilocks and the Three Bears
2. The Lion and the Mouse
3. Snow White
4. The Gingerbread Man
5. The Ugly Duckling
6. Pinocchio

Now, pick out 10 new words from the story and make a Word Garden on an A3 sheet. For each word:

- Write the word neatly
- Write its meaning
- Draw or paste a small picture related to it

Make your work neat, colourful, and presentable.

2. CREATIVE WRITING!

"Imagination is the doorway to endless possibilities."

Imagine...“One morning, you woke up in a Candy Land!”

Write in notebook about:

- What you saw
- Who you met
- What you ate
- Your magical adventure
- Draw the Candy Land too.



Express your ideas creatively on A4 size sheets. Add colourful illustrations to make your work more engaging.





3. HANDWRITING PRACTICE!

Good handwriting makes your work beautiful. Practice 1 page daily in a separate notebook. Focus on: Proper spacing, Neat formation of letters, correct posture and pencil grip.

MATH – WISE!

1. Using the Plate, Rods and Cube method of Place Value (reference picture shared), students have to design and create any imaginary object of their choice any 1 on an A4 size sheet, such as a robot, house, vehicle, animal, machine, etc.

Children should use their creativity to arrange the plates, rods and cubes in an innovative and colourful way. The craft should be neat, attractive and made with nice efforts



हिंदी

ग्रीष्मावकाश का गृह कार्य दिया गया कार्य पुस्तिका में करें:

1. खुशी की डायरी --छुट्टियों में किए गए 5 अच्छे काम लिखो।

जैसे – पौधों को पानी देना, माँ की मदद करना आदि।

2. जानवरों से प्यार करो”

अपने पसंदीदा जानवर का चित्र बनाओ। उसके बारे में 4-5 पंक्तियाँ लिखो।

3. 10 पृष्ठ सुलेख लिखें।

SECTION B: SELF IMPROVEMENT AND HEALTH

1. I NOTICE, I WONDER, I THINK



Look at the picture carefully and write –

- I notice....
- I wonder.....
- I think..... about the picture on an A4 Size Sheet.

2. Mindfulness is about tuning in the senses to what is around us, rather than focusing on what we might be thinking or worrying about.



➤ **Do the following activities to practice mindfulness.**

a) Garden Yoga Fun

Look at the given picture and try the simple yoga poses with the help of your parents.

Practice the poses in a garden, balcony, or open space.

Click 2–3 photographs while doing yoga.

Paste the pictures neatly on an A4 size sheet.

Write one line about how you felt after doing yoga.

Example:

“I felt relaxed and happy after yoga.”



b) Happy Jar Activity

Take a small jar or box and decorate it beautifully.

Every day, write or draw one happy moment on a small chit and put it inside the jar.

Example:

“I played with my friend.”

“I helped my mother.”



REMEMBER!

- YOUR BRAIN IS WEIRD TO BE EFFICIENT- NOT MINDFUL!
- MINDFULNESS MEANS WAKING UP FROM LIFE OF AUTOMATIC.
- MINDFULNESS CHANGES YOUR BRAIN.
- A MINDFUL BRAIN IS A HAPPIER BRAIN!
- A MINDFUL BRAIN HELPS US TO BECOME A BETTER LEARNER!

SECTION C: SCIENCE, TECHNOLOGY AND AWARENESS

SEWA – SDG 12: Responsible Consumption and Production

“Small mindful choices today can create a brighter and cleaner tomorrow!”

Every day, we use many things—food, water, paper, clothes, toys, electricity, and plastic items. But have you ever thought about what happens when we waste them? Excessive waste and careless use of resources harm our environment and create pollution.

SDG 12 – Responsible Consumption and Production teaches us to use resources wisely, reduce waste, recycle materials, and make thoughtful choices that help protect our planet. Even small actions like saving food, reusing items, avoiding plastic, and reducing waste can make a big difference.

This summer, let’s become **“Smart Earth Savers”** and learn how to care for our planet through responsible habits.

Your Mission: Save • Reuse • Care!

Task 1: My Reuse Basket

Look around your home and collect any 3 old or unused items that can be used again instead of throwing them away.

Examples: bottle, box, old newspaper, jar, cloth piece, etc.

In your SEWA File: Paste or draw pictures of the 3 items. Write one simple sentence for each item explaining how it can be reuse. Decorate the page neatly with colours, stickers, or borders

Example:Old bottle → I can use it as a flower vase.

Task 2: Save Nature Pledge Tree

On an A4 size sheet, draw and decorate a big tree called “My Save Nature Tree.”

Instructions:

Draw a tree with many leaves. On each leaf, write or draw one good habit to save our Earth

Examples:

- Turn off taps
- Switch off lights
- Use both sides of paper
- Do not waste food
- Reuse old things

Let's promise to become responsible citizens and make our Earth cleaner, greener, and happier for everyone!

EVS

BRIGHT SPARKS – SUMMER HOLIDAY CHALLENGE!

Get ready to explore the exciting world of Means of Transport!

This summer, become a Young Creator and design your very own Transport Model using creativity and imagination.


Your Mission: Create an interesting model based on any one means of transport. You may choose ideas like:

- Air Transport – Aeroplane / Helicopter
- Water Transport – Boat / Ship / Submarine
- Land Transport – Car / Bus / Train / Bicycle

- Traffic Transport Scene
- Future Smart Vehicle
- Eco-Friendly Transport Model

- Use easily available materials such as cardboard, waste boxes, coloured paper, bottle caps, ice cream sticks, newspapers, clay, straws, etc.

-Think creatively, design neatly, and discover how different vehicles help people travel from one place to another!



* While creating your model, think about:

- *Which transport moves on land, water, or air?
- * How do different vehicles help us in daily life?
- * Which transport is the fastest?
- * How can we keep our environment clean while travelling?
- * How can future vehicles make travelling easier and safer?


“Let your imagination travel far and wide, and get ready to surprise everyone with your creativity and innovation!”

SECTION D: INFORMATION TECHNOLOGY

1) In your Computer notebook, paste or draw any five real-life examples of the IPO Cycle. Example:

Juice Maker

- * Input: Fruits and water
- * Process: Mixing in the juicer
- * Output: Fresh juice



Draw or paste pictures and label them neatly as Input, Process, and Output.

2) Try using a computer mouse during the holidays – click, drag and have fun while learning!

SECTION E: ART & CRAFT

a) Learn to create a book page no. 18 ,24,26,30,31,34,47

b) Craft Activity: You are encouraged to create a beautiful and innovative craft piece using “Best Out of Waste” materials. Students may use recyclable and unused items available at home to design a creative and eco-friendly model or decorative article.

